



## CMP Series Common Mode Toroidal Chokes

### Features

- Designed for DC/DC Converters
- Excellent Impedance characteristics with optimum size to current ratio
- SMD design ideal for pick and place compatability
- Manufactured in ISO-9001:2000, TS-16949:2002 and ISO-14001:2004 certified Talema facility
- Meets lead free reflow level J-STD-020C
- Fully RoHS compliant



### Electrical Specifications @ 25°C

Test voltage between windings: 1000 Vrms

Operating temperature range: -40°C to +125°C

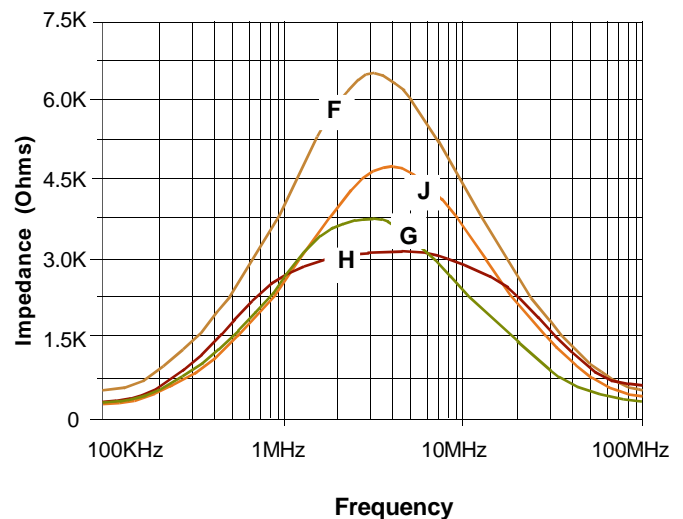
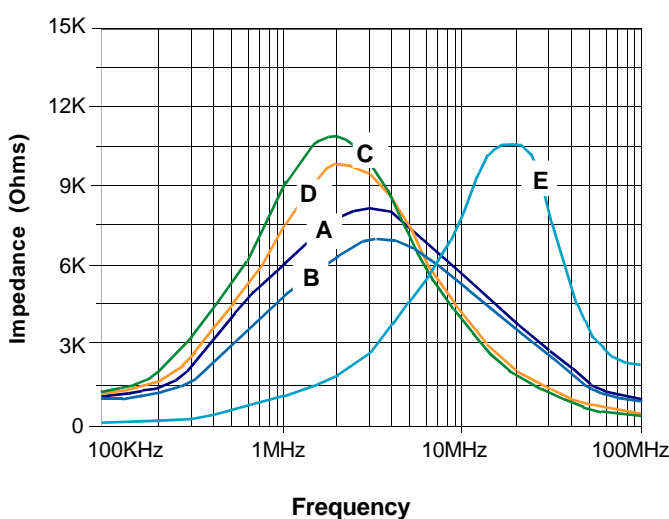
Climatic Category: IEC68-1 40/125/56

Test frequency: Inductance measured @ 10KHz / 10mV

Part Number	Turns Ratio ±2%	Rated Current (I <sub>DC</sub> )	Inductance (mH) ±35%	Leakage Inductance (µH Nominal)	DCR Maximum (mOhm)	Schematic	Package Size Code		Impedance Curve	Weight (Grams)
							SMD	THT		
CMP__-1.22-1.17	1 : 1	1.22	1.170	8.296	200	A	SC2	TC2	A	1.1
CMP__-1.63-0.88	1 : 1	1.63	0.884	5.807	110	A	SC2	TC2	B	1.3
CMP__-2.80-1.47	1 : 1	2.80	1.470	9.630	80	A	SC5	TC5	C	4.0
CMP__-3.30-1.32	1 : 1	3.30	1.320	8.130	60	A	SC5	TC5	D	4.3
CMP__-3.30-0.23	1 : 1	3.30	0.225	8.175	60	A	SC5	TC5	E	4.4
CMP__-4.70-0.77	1 : 1	4.70	0.768	4.559	40	A	SC5	TC5	F	4.6
CMP__-5.60-0.59	1 : 1	5.60	0.590	3.891	28	A	SC5	TC5	J	5.0
CMPS-1.22-1.17P	1 : 1	1.22	1.170	8.296	200	B	SC2	--	A	1.1
CMPS-1.63-0.88P	1 : 1	1.63	0.884	5.807	110	B	SC2	--	B	1.3
CMPS-2.80-1.47P	1 : 1	2.80	1.470	9.630	80	B	SC5	--	C	4.0
CMPS-3.30-1.32P	1 : 1	3.30	1.320	8.130	60	B	SC5	--	D	4.3
CMPS-3.30-0.23P	1 : 1	3.30	0.225	8.175	60	B	SC5	--	E	4.4
CMPS-4.70-0.77P	1 : 1	4.70	0.768	4.559	40	B	SC5	--	F	4.6
CMPS-5.60-0.59P	1 : 1	5.60	0.590	3.891	20	B	SC5	--	J	5.0
CMP__-7.20-0.53	1 : 1	7.20	0.530	4.536	15	-	SHC6	THC6	H	7.3
CMPS-9.70-0.81	1 : 1	9.70	0.809	7.408	14	-	SHC7	--	F	13.0
CMPS-11.6-0.63	1 : 1	11.6	0.630	5.482	10	-	SHC7	--	J	14.0
CMPS-14.0-0.47	1 : 1	14.0	0.473	4.531	8	-	SHC7	--	G	14.0

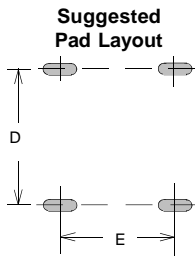
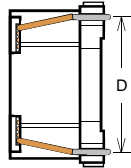
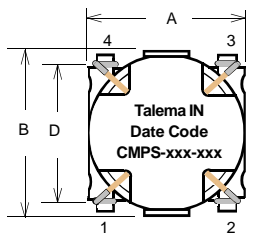
**Note:** When ordering, add "S" or "T" to the basic part number to denote preferred mounting style. **Example:** CMPS-1.22-1.17 for SMD or CMPT-1.22-1.17 for through hole.

### IMPEDANCE CURVES

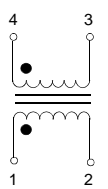


## CMP Series Surface Mount Common Mode Toroidal Chokes

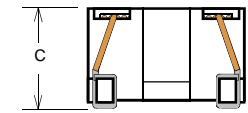
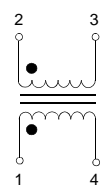
### SC2 & 5



**Schematic A**

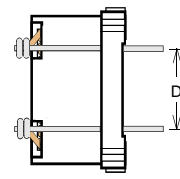
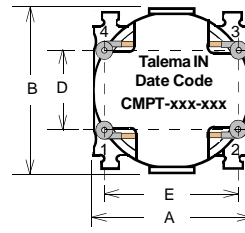


**Schematic B**

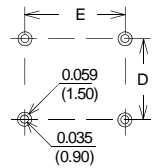


Surface Coplanarity will be <math><0.005(0.13)</math>

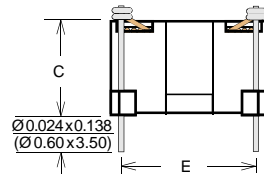
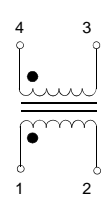
### TC2, 5 & THC6



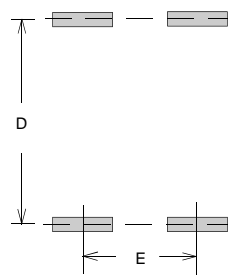
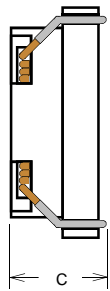
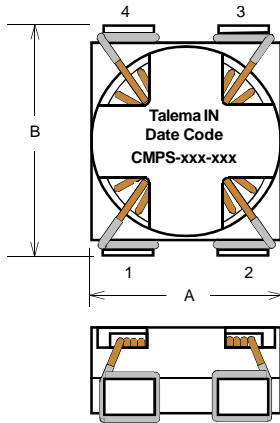
**Suggested Board Layout (Top view)**



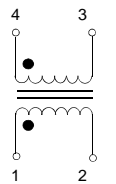
**Schematic A**



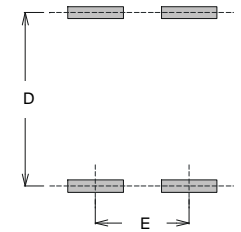
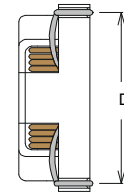
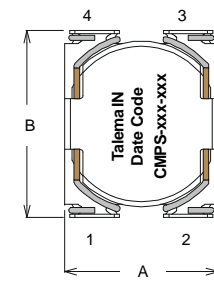
### SHC6



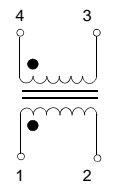
**Schematic**



### SHC7



**Schematic**



Mounting Style	Size Code	Dimensions - Inches $\pm 0.010$ - mm ( $\pm 0.25$ )						
		A	B	C	D	E	Pad Length	Pad Width
SMD	SC2	0.472 (12.00)	0.472 (12.00)	0.213 (5.40)	0.410 (10.40)	0.330 (8.38)	4 x 0.175(4.45)	4 x 0.060(1.52)
	SC5	0.662 (16.82)	0.760 (19.31)	0.390 (9.91)	0.660 (16.76)	0.445 (11.30)	4 x 0.175(4.45)	4 X 0.060(1.52)
	SHC6	1.000 (25.40)	1.104 (28.05)	0.394 (10.00)	1.010 (25.65)	0.620 (15.75)	4 x 0.300(7.62)	4 x 0.080 (2.03)
	SHC7	1.000 (25.40)	1.220 (30.99)	0.500 (12.70)	1.100 (27.94)	0.600 (15.24)	4 x 0.400(10.16)	4 x 0.155 (3.94)
THT	TC2	0.472 (12.00)	0.472 (12.00)	0.198 (5.02)	0.400 (10.16)	0.350 (8.89)	NA	NA
	TC5	0.662 (16.82)	0.760 (19.31)	0.362 (9.20)	0.500 (12.70)	0.500 (12.70)	NA	NA
	THC6	1.000 (25.40)	1.104 (28.05)	0.358 (9.08)	1.000 (25.40)	0.600 (15.24)	NA	NA